

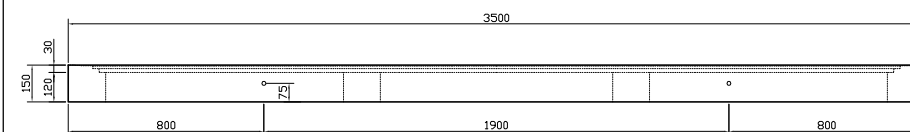
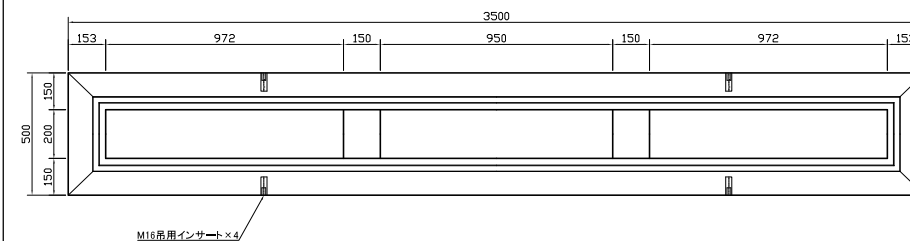


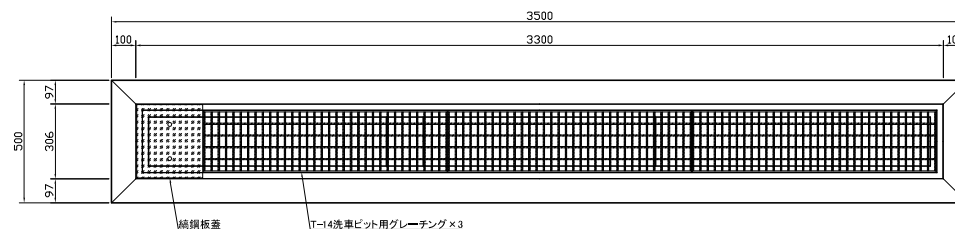
Technical drawing of a 100mm diameter, 106mm length pre-assembly lockout pin. The drawing shows a side view of the pin with dimensions: total length 3400mm, pin length 3250mm, pin diameter 100mm, and pin length 106mm. The pin is secured with 6 lockout pins (φ100/106mm pre-assembly lockout pin x 6). The drawing also shows a cross-section of the pin with dimensions 460mm, 250mm, and 105mm.

[illegible]

Technical drawing of the front view of a rectangular table. The overall dimensions are 3500mm in length and 500mm in width. The width is divided into three sections: 150mm (left), 200mm (middle), and 150mm (right). The length is divided into six sections: 153mm, 972mm, 150mm, 950mm, 150mm, and 972mm, with a final 15mm section on the right. The drawing shows a multi-layered frame with four M16 lifting inserts (M16吊用インサート×4) indicated by arrows pointing to the bottom edge.



Technical drawing of the front view of the 'T-14' shower unit. The unit is rectangular with a total width of 3500mm and a total height of 500mm. The main body is 3300mm wide and 306mm high. There are 100mm wide side panels and 97mm high top and bottom rails. The main body features a grid of 'T-14' shower nozzles. A label 'T-14洗車ビット用グレーティング×3' points to the grid. A label '網欄板蓋' points to a small rectangular cover on the left side of the grid.



組立断面図

500

150 200 150

485

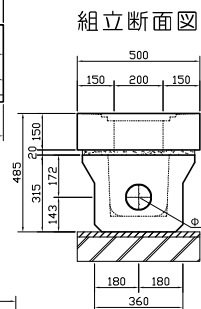
315 20 150

143 172

180 180

360

φ



組立側面図

洗車ピット蓋

モルタル高さ調整

485

150

315

172

155/170

143

3500

153

972

150

950

150

972

153

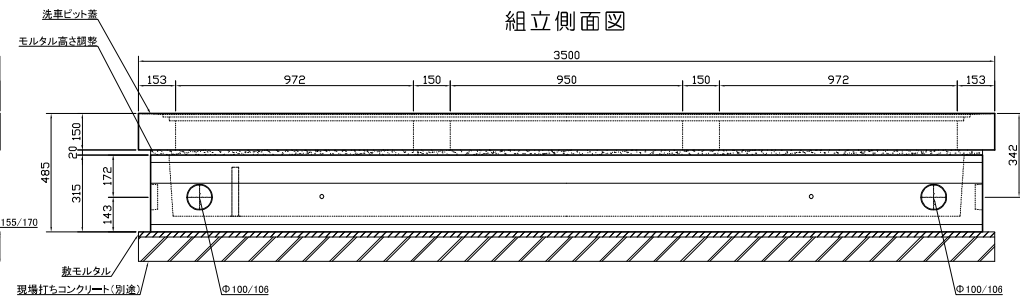
342

救モルタル

現場打ちコンクリート(別塗)

φ100/106

φ100/106



| 部材名称 | 使用個数 | 参考重量(kg) | 備考 |
|------------|------|----------|---------------------|
| 本体 | 1基 | 490×1 | 上穴(4槽上流側)・下穴(4槽下流側) |
| スラブ版 | 1枚 | 400×1 | |
| 綯鋼板蓋 | 1枚 | 6×1 | |
| グレーチング | 3枚 | 8×3 | 垂鉛メッキ |
| M16吊用アイボルト | 4個 | | 本体側面吊・スラブ側面吊 |
| 合計 | 一式 | 920 | |

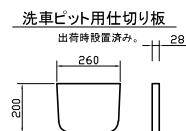
| 部材名称 | 使用個数 | 参考重量(kg) | 備考 |
|------------|------|----------|---------------------|
| 本体 | 1基 | 490×1 | 上穴(4槽上流側)・下穴(4槽下流側) |
| スラブ版 | 1枚 | 400×1 | |
| 綯鋼板蓋 | 1枚 | 6×1 | |
| グレーチング | 3枚 | 8×3 | 垂鉛メッキ |
| M16吊用アイボルト | 4個 | | 本体側面吊・スラブ側面吊 |
| 合計 | 一式 | 920 | |

出荷時設置済み。



260

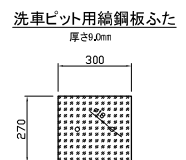
200




厚さ9.0mm

300

270



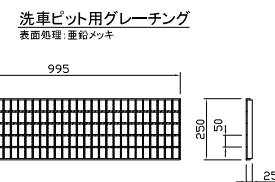
表面処理: 亜鉛メッキ



995

250

50



| | | | |
|------------|-------------|----|---------|
| 洗車ビット | | | |
| 単位 | mm | 縮尺 | A3 1/25 |
| 作図 | 令和 6年 2月 1日 | | |
| 改図 | 令和 年 月 日 | | |
| エスエス開発株式会社 | | | |